



banco inter bet 365






To retrieve your Customer ID online in 3 simple steps, go to NetBanking and click on the  icon.

Input your registered Mobile No. (with Country Code), and your PAN or Date of Birth details.

Authenticate using the OTP , sent on your registered Mobile No.

The unique Customer ID is displayed upfront.

[Find your Customer ID! - HDFC Bank](#)

[Go to your bank's website](#). Open your web browser on your computer and visit your bank's website. Select , online banking. Browse the homepage of your bank's website and click on the link that says online banking. If , you don't see the words online banking specifically, just look for the button that says login.